

Description

The Generant Series HC, High Capacity Regulators are ideally suited for industrial applications requiring a rugged high flow pressure regulator. The Series HC features Heavy Duty all metallic body and spring chambers and are easily rebuilt in the field. The Series HC is available in Relieving and Non-Relieving configurations ideally suited for both liquid and gas service.

Features

- 3/8" and 1/2" Regulators are fully balanced to maintain constant delivery pressure regardless of inlet pressure fluctuations.
- Available Relieving or Non-Relieving
- Optimized spring performance and patented Venturi tube provides high flow rates with low droop
- Easily cleanable by removing bottom plug
- Optional Plastic knob

Technical Data

Maximum Inlet Pressure: 400 Psig (27.6 Bar)
Temperature Range: -20 to 200 °F (-30 to 95 °C)

Pressure Ranges

Spring Code	Outlet Pressure Range PSI (bar)
A	0 - 50 (0-3.4)
B	5 - 125 (0.3-8.5)
C	10 - 200 (0.7-13.6)

Flow Coefficient Cv

Size	Fail Open
3/8" NPT	2.4
1/2" NPT	2.9

Materials of Construction

Component	HC-375/500	HCR-375/500
Body	Forged Brass, ASTM 377	
Spring Chamber	Die Cast Zinc (Zamak)	
Spring Retainer	Die Cast Zinc (Zamak)	
Spring Button	Brass, ASTM B16	
Diaphragm Screw	Brass, ASTM B16	Nylon 6-6, ASTM AD589
Adjustment Screw	303 Stainless Steel, ASTM A582	
Adjustment Screw Lock Nut	Plated Steel	
Chamber Insert	Brass, ASTM B16	
Valve Stem	Brass, ASTM B16	
Valve Assembly	Brass, ASTM B16 and FKM, ASTM D1418	
Valve O-ring	Buna-N	
Adjustment Spring	Plated Music Wire, ASTM A228	
Valve Spring	17-7 Stainless Steel, ASTM A564	
Turbulence Pin	Brass, ASTM B16	
Bottom Plug	Brass, ASTM B16	
Bottom Plug O-ring	Buna-N	
Sieve	304 SS, ASTM A276	
Diaphragm	Buna-N and Nylon	

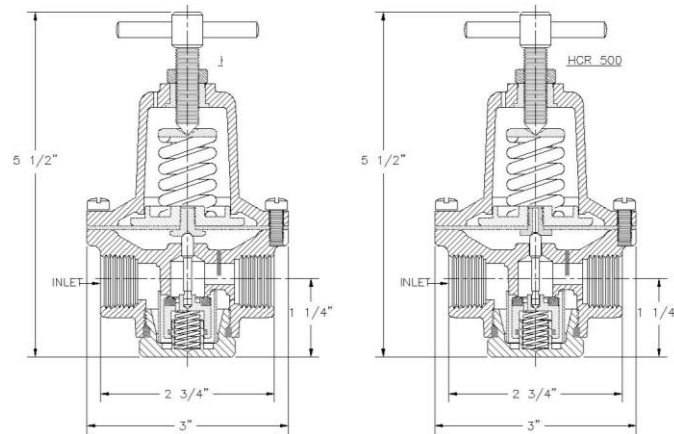


HC

SERIES

HIGH CAPACITY PRESSURE REGULATOR

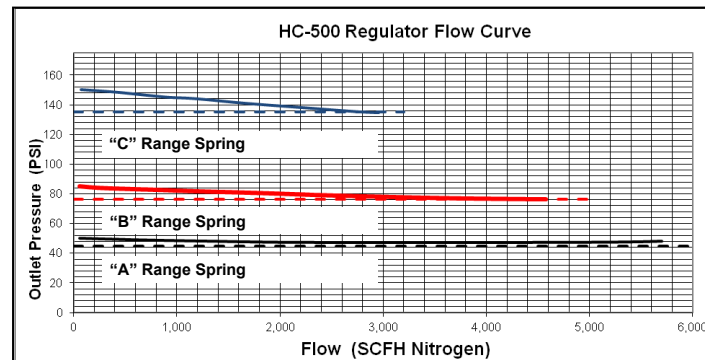
HC-375 / HC-500 (3/8" and 1/2" NPT Ports)



HC, Non-Relieving

HCR, Relieving

Flow Curve

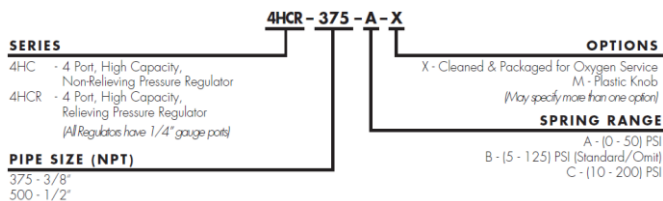


*200 PSI Inlet, Initial Set Pressure at 1 SCFM Flow: A - 50 PSIG, B - 85 PSIG, C - 150 PSIG

**Dotted line represents 10% decrease in outlet pressure from setpoint (droop)

How To Order

Repair Kits



Model Size	Specify	Kit Includes
4HC, 3/8" & 1/2"	HC-200-*	Valve Assembly with O-Ring, Valve Stem, Sieve, Diaphragm Assembly, Adjusting Spring (Specify Range), Adjusting Spring Button, Valve Spring, Bottom Plug O-Ring
4HCR, 3/8" & 1/2"	HCR-200-*	Relieving Valve & Stem Assembly with O-Ring, Sieve, Relieving Diaphragm Assembly, Adjusting Spring (Specify Range), Adjusting Spring Button, Valve Springs, Bottom Plug O-Ring

*Specify Spring Range A, B, or C

Note: All Regulators are supplied with 2 (two) 1/4" NPT Pipe Plugs. Pipe plugs are supplied finger tight. Final installation is the responsibility of the end user.

PROPER COMPONENT SELECTION - When specifying a component, the total system design must be considered to ensure safe and trouble-free performance. Intended component function, materials compatibility, pressure ratings, installation, environment and maintenance are the responsibility of the system designer.



www.generant.com

1865 Route 23 South PO Box 768 Butler, New Jersey 07405 973.838.6500 Fax 973.838.4888